



Karndean
Designflooring



Simply beautiful floors
that you'll love for a lifetime



ABOUT US	4
Benefits	6
Our ranges	8
At a glance	10
<hr/>	
KARNDÉAN IN THE...	14
Kitchen	14
Bathroom	16
Living Room	18
<hr/>	
GLUEDOWN RANGES	20
Why gluedown?	22
Creating your perfect floor	24
Art Select	
Wood	28
Stone	44
Da Vinci	
Wood	56
Stone	66
Michelangelo	
Stone	76
Van Gogh	
Wood	84
Opus	
Wood	98
Stone	106
Knight Tile	
Wood	114
Stone	126
<hr/>	
DESIGNFLOORING COMPONENTS	
(Fold-out guide)	134
Decorative borders	136
Design strips	138
Design features	140
<hr/>	
new KALEIDOSCOPE	142
<hr/>	
LOOSE LAY	150
Why loose lay?	153
Karndean LooseLay	
Wood	154
Stone	168
<hr/>	
RIGID CORE	174
Why rigid core?	177
new Korlok	
Wood	178
<hr/>	
Sample service	186
Online tools	187
Contact us	188
Cleaning and maintenance	189
Product overview	190



At Karndean we see flooring differently...

We travel the world in our quest to bring you exceptional floors that inspire and delight. From the ancient forests of Europe, to the remote Australian outback and beyond, we seek out expressive and intriguing forms in the natural world to influence our unique floor designs.

By combining these original features with cutting edge design, we create simply beautiful floors that you'll love for a lifetime.



Why Karndean?

All the benefits of Karndean Designflooring...



Lifetime guarantee

Designed to give you peace of mind, every Karndean floor is guaranteed to last for years to come.



Durable

Compared to other flooring alternatives, Karndean gives you the look and feel of natural products but with the durability and resilience of luxury vinyl.



Waterproof

Karndean's waterproof floors stand up to spills of all sizes and won't swell, crack or warp when wet.



K-Guard+

We use K-Guard+ surface technology for scuff and stain resistance ensuring there is no need to apply an additional surface treatment following installation.



Child friendly

Karndean floors offer children a safe and comfortable space to play, and parents a durable, easy-to-clean surface.



Environmentally friendly

All Karndean floors are 100% recyclable and environmentally friendly.



Compatible with underfloor heating

For added warmth, Karndean is perfectly suitable for underfloor heating systems up to 27°C.



Pet friendly

From muddy paw prints to household accidents and anything in-between, Karndean's low-maintenance floors are designed with pets in mind.



Easy to clean and look after

A sweep and mop with Karndean Clean is all you need to keep your Karndean floor looking great.



Hygienic

Unlike carpets, our floors don't hold dust, dirt, pollen or other allergens.



Realistic wood and stone designs

Inspired by nature, our products are designed in-house and realistically replicate the look and feel of real wood and stone materials.



Quiet compared to other hard floors

Karndean is quieter underfoot compared to most hard flooring alternatives.



Comfortable underfoot

Our products are softer and warmer underfoot than natural wood and stone flooring.



Resists indentation

All Karndean floors stand up to the impact of day to day life.

Product overview

We offer three types of product:

gluedown, loose lay and rigid core.

Gluedown



Individual tiles and planks are stuck down using adhesive	Personalise with design strips and borders
Professional installation required	No expansion gap required
Range of price points to suit different budgets	Available in a wide range of designs, colours, textures and formats
Subfloor must be dry, smooth and flat	

Loose lay



Quick and easy to install	No expansion gap required
Reduces noise transfer by 13dB	Suitable for subfloors up to 95% RH
Installs over most existing hard floors	No adhesive required, but tackifier recommended in some installations

Rigid core




Quick and easy to install	Suitable for subfloors up to 95% RH
Hides subfloor imperfections	Reduces noise transfer by 19dB
Installs over most existing hard floors	Enables preservation of existing floor
5G click-locking mechanism	Expansion gap of 5mm required

Our ranges


The right look for every room

We know that style is personal and every space is different. To help you find the right floor for your home, see what each of our ranges have to offer:


	Wood	Stone	
	✓	✓	Lovingly created to reflect the natural materials that inspired them. These planks and tiles give you timeless craftsmanship at your feet.
	✓	✓	Smooth slender planks and richly textured tiles with a modern twist. Bevelled edges create distinct definition.
		✓	Make a statement with mosaics, metallics or soft contoured pebbles. Unique and character-packed surfaces.
	✓		The character of real timber in a wide range of designs including distressed, reclaimed and limed woods.
	✓	✓	Fresh and contemporary. Available in larger plank and tile sizes. Simple lines and sleek design combine to create a clean, modern look.
	✓	✓	Our widest range of planks and tiles at our most affordable prices ensures there's something for everyone.
	✓	✓	Add impact with a wide array of hues, shapes and patterns including cubes, hexagons, chevrons and woven designs.
	✓	✓	With its innovative friction grip backing, Karndean LooseLay is quick and easy to fit over most existing hard floors.
	✓		Due to its K-Core technology, Korlok benefits from quick and easy installation with a click-locking mechanism and its pre-attached backing offers excellent acoustic properties.



■ Hickory Paprika EW01 - page 42/33



■ Portland Stone ST13 - page 130



■ Pyramid KAL01 - page 145

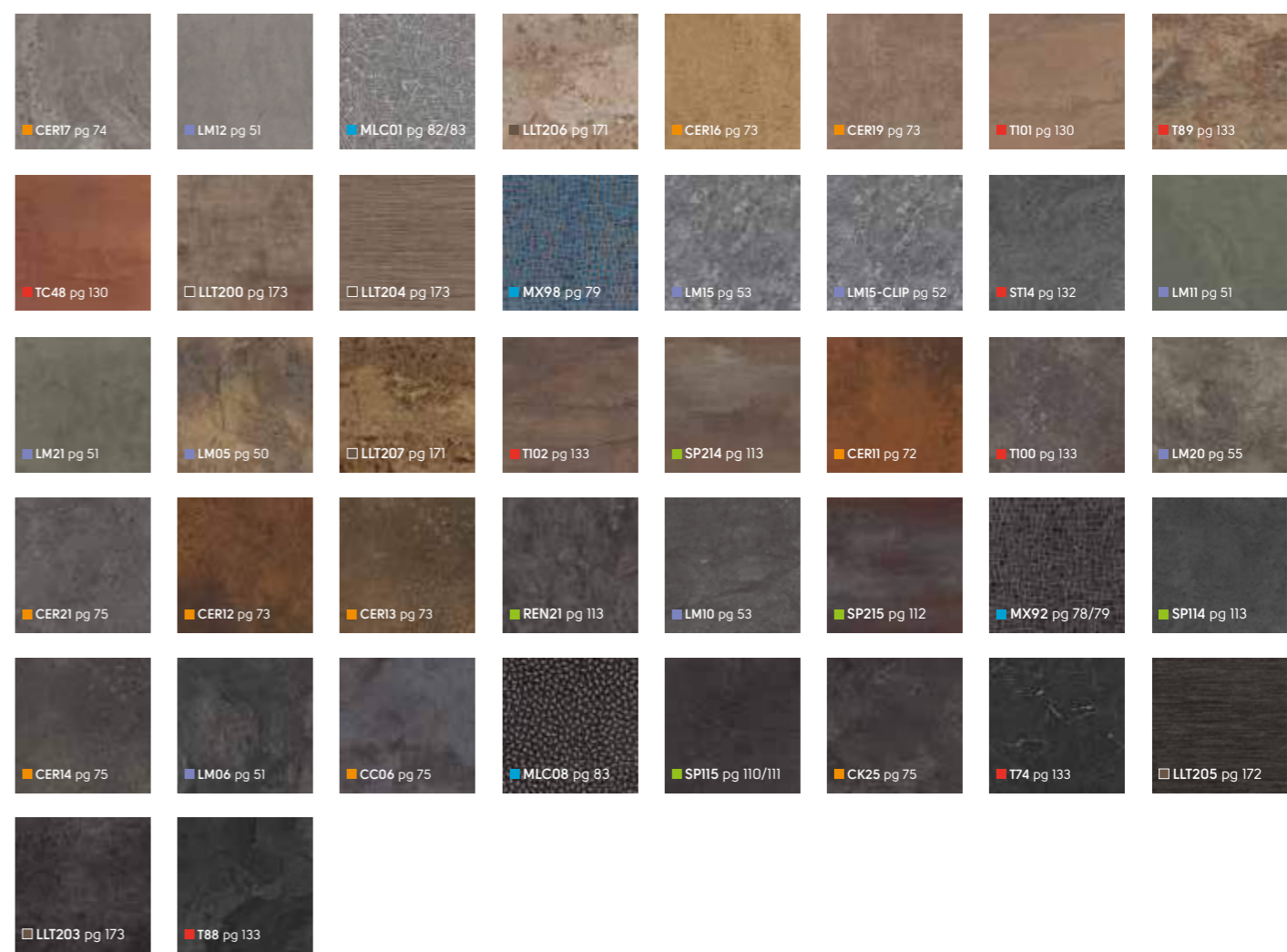
Wood at a glance - all ranges

■ Art Select
 ■ Da Vinci
 ■ Van Gogh
 ■ Opus
 ■ Knight Tile
 ■ LooseLay
 ■ Kortok



Stone at a glance - all ranges

■ Art Select ■ Da Vinci ■ Michelangelo ■ Opus ■ Knight Tile ■ LooseLay



If you are looking for something completely different, look to our Kaleidoscope range. Kaleidoscope by Karndean Designflooring features a wide array of hues, shapes and patterns including cubes, hexagons and woven designs, all carefully crafted by our in-house product designers to offer 3D impact, movement or visual contrast.

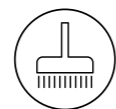


Karndean in the Kitchen

The kitchen is the hub of the home and without a doubt the room where your floor works hardest. From accidental food and drink spills to the hustle and bustle of rushed mornings, parties and gatherings, your kitchen floor has to put up with a lot. A Karndean floor in your kitchen not only looks great, it's also easy to clean and hygienic.



Waterproof



Easy to clean and look after



Durable

Explore by Room on our website www.karndean.com for more information.



Washed Swiss Pine RKP8113 - page 182



Eisen CER13 - page 73



Classic Oak VGW86T - page 90



Argen WP414 - page 105



Storm Oak AP07 - page 30/31



Comet MLC07 - page 83



Cumbrian Stone ST14 - page 132



Raven Oak LLP302 - page 159



Cubix KAL03 - page 144

Karndean in the Bathroom

Karndean Designflooring is warm underfoot and waterproof, making it ideal for your bathroom. With Karndean, you can achieve the look you want but without the practical limitations of natural stone and wood, meaning your bathroom floor will remain in great condition for many, many years to come.



Waterproof



Compatible with underfloor heating



Comfortable underfoot

Explore by Room on our website www.karndean.com for more information.



■ Limed Linen Oak RP98 - page 59



■ Classic Oak VGW86T - page 90



■ Otono LM15 | Fiore LM16 - page 52/53



■ Texas White Ash RKP8105 - page 181



■ Bath Stone ST12 - page 130



■ Grano WP311 - page 102



■ Burlington LLP110 - page 167



■ Hexa KAL09 - page 146



■ Navarra Chalk MS2 - page 80



■ Mid Limed Oak KP96 - page 123

Karndean in the Living room

A living room is a space with so many different functions. From a quiet, cosy reading space to a place where you can gather with friends to watch the game, your living room needs to be functional, but it also needs to look great and reflect your unique style. A Karndean floor in your living room can help you achieve all this and still make a real statement. Durable yet stylish, let us inspire you...



Lifetime guarantee



Realistic wood and stone designs



Comfortable underfoot

'Explore by Room' on our website www.karndean.com for more information.



■ Antique French Oak RKP8110 - page 185



■ Ashburn Oak AP02 - page 33



■ Umbrian Nero MX92 - page 78/79



■ Apex KAL07 - page 147



■ Spirito Limestone LST04 - page 70



■ Burnt Ginger VG5-7 - page 92



□ Hartford LLP112 - page 166



■ White Painted Oak KP105 - page 116



■ Ferra SP215 - page 112



Gluedown ranges



Why Gluedown?

Our gluedown ranges offer our widest choice of colours and formats. Features such as textured emboss or our premium handscraped finish, wide bevels or flat edges make each range unique to Karndean and serve to highlight the faithful replication of the original wood and stone that inspired each of our products.

What makes Gluedown unique?



No expansion gap required



Range of price points

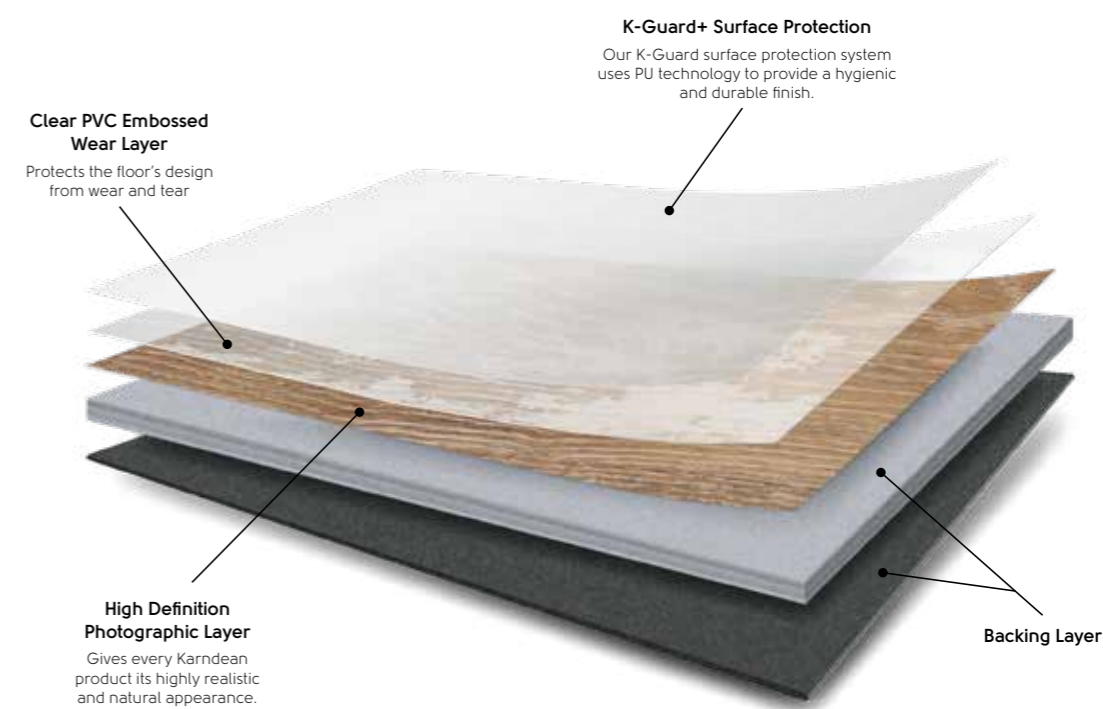


Available in a wide range of designs, colours, textures and formats



Can be personalised with design strips or complementary borders

Gluedown's construction



What is Designflooring?

The beauty of Karndean is that you can take any of our products and, with a little imagination, create your own design within minutes.

When deciding which Karndean flooring you want to use, the advice we always give is to make sure you consider what is going to tie everything together and make most of the space. Look at the cabinets, the wallpaper, countertops, furniture and use these different elements to help you to decide which type of flooring is going to look best.

See page 134 for our fold-out guide to **Designflooring Components**.



Wood

Let's look at one of our Da Vinci wood products, **RP41 Australian Walnut**



You can simply lay it straight to create a traditional plank floor...



Or try a twist and lay it on a 45 degree diagonal...




Perhaps add a design strip to frame the edges of your room...



Or add a border for that wow factor...

Stone

Using one of our Knight Tile stone products, **ST14 Cumbrian Stone**



Tiles can be laid directly edge-to-edge for a full stone effect...



Or add a design strip for a grout effect. Either in a brick bond pattern...



Or create a herringbone pattern...



Add a border to complete the look...

Take the example of a kitchen installation

The first decision is: **wood or stone?**

If your countertops are wood butcher block, you could opt for a wood design in the same shade or a contrasting shade. However, in this case, as there is a lovely mottled cream and grey granite to work with, we felt that stone was the way to go.

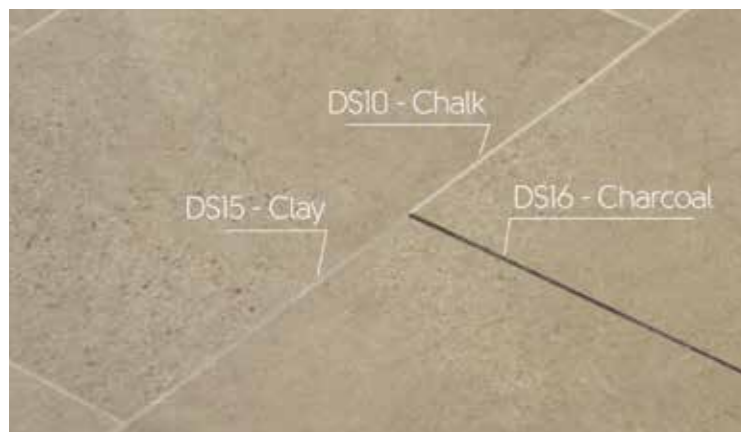


Next we needed to pick our **main floor tile**

and for this kitchen we decided on Knight Tile's Portland Stone as it highlighted the robin's egg blue of the cabinets and the grey and black specks in the countertop. Visually, the rectangular shape helps to make the space look wider.



Once the main floor is chosen you can then start the fun part of choosing your **design components.**



As this is a stone design, we first considered whether or not we wanted to add a strip. You can go without, however a strip makes more of a statement so we definitely wanted one.

We narrowed it down to three: **DS15 Clay, DS16 Charcoal and DS10 Chalk.**

We decided on DS10 as it is smooth with minimal texture and the white gives a clean and minimalistic finish to the floor.

You could lay the floor straight with the strip.



But for this floor we went for a brick laid effect to add more visual interest in the space.

Now this floor could be finished, but...

we weren't quite done yet!

We offer ready made borders that go perfectly with these tiles.

With three borders to choose from, we opted for the Light Mosaic border to keep the space nice and light. It really worked and is the perfect finishing touch to this space.



Watch the accompanying video at www.karndean.com/identity



With Karndean it's not just about laying the floor, but also how you design it. Just by reading the space and paying attention to detail, it's easy to create a stylish look that is unique to your home.



Full of charm and character, our premium Art Select Wood collection brings the natural beauty of real wood to life in your home.

Through meticulous attention to detail and careful selection of some of the most beautiful and inspiring natural woods, our Art Select Wood collection includes our most intricate designs and realistic embosses. Each plank is handcrafted to reflect the unique grains, knots and textures of natural wood, but unlike real wood, we're able to design a floor that's not only beautiful and realistic, but is also practical.

Everything that a beautiful wood floor should be, and so much more, each of our Art Select Woods tells its own story.

Art Select Wood



Art Select

Art Select Parquet

Inspired by traditional parquetry, we've taken classic parquet and crafted a collection that will transform any room in your home with our most intricate and elegant oak designs. Charming and sophisticated, our parquet flooring can be arranged in a variety of patterns. Make the most of open plan living spaces and 'room to room' layouts by teaming our stunning Art Select Parquet designs with their matching full length planks.

Storm Oak AP07



Storm Oak AP07



Storm Oak SBW-RL12 with DS10 3mm and DS12 5mm design strips



Storm Oak SBW-RL12 with DS10 3mm and DS12 5mm design strips

For a full **Product overview** of Art Select Wood, see page 190.
See page 134 for our fold-out guide to **Designflooring components** to create your own designflooring style.



Spring Oak SBW-RL01



Blond Oak AP01 and Spring Oak RL01 with DS05 3mm, DS01 10mm and RL01 30mm design strips



Morning Oak AP06 and HC02 with DS06 10mm design strip



Auburn Oak AP02

For a full Product overview of Art Select Wood, see page 190.
See page 134 for our fold-out guide to Designflooring components to create your own designflooring style.



Russet Oak AP31



Sundown Oak AP04 with DS01 5mm design strip



Spanish Cherry AP05



Comfortable underfoot

Our products are softer and warmer underfoot than natural wood and stone flooring.



Black Oak AP03

For a full **Product overview** of Art Select Wood, see page 190.
See page 134 for our fold-out guide to **Designflooring components** to create your own designflooring style.

Art Select

Art Select Oak Royale

Inspired by the natural warmth of traditional oak flooring, our Oak Royale collection is one of a kind, featuring an array of realistic grains and wide range of colour hues. This beautiful collection offers some of our most intricate designs featuring realistic grain and knot details and a gently rippled hand-scraped texture, to create a truly authentic look.

Storm Oak RL12



Summer Oak RL02



Summer Oak RL02 with DS05 10mm design strip



Spring Oak RL01 with DS05 3mm and DS01 10mm design strips



Autumn Oak RL03

For a full **Product overview** of Art Select Wood, see page 190.
See page 134 for our fold-out guide to **Designflooring components** to create your own designflooring style.



Winter Oak RL04



Santina Cherry RL07

 **Lifetime guarantee**
 Designed to give you peace of mind, every Karndean floor is guaranteed to last for years to come.



Spanish Cherry RL05

For a full **Product overview** of Art Select Wood, see page 190.
 See page 134 for our fold-out guide to **Designflooring components** to create your own designflooring style.

Art Select

Art Select Oak Premier

Full of warm, variable tones and crafted to match the traditional look of real oak flooring, each of our Oak Premier designs will create a really homely, classic look in any space.

Sundown Oak HC04



Midnight Oak HC06



Dusk Oak HC03



Morning Oak HC02



Evening Oak HC05



Dawn Oak HC01

For a full **Product overview** of Art Select Wood, see page 190.

See page 134 for our fold-out guide to **Designflooring components** to create your own designflooring style.

Art Select

Art Select Handcrafted

Warm and inviting, each Handcrafted wood design has been delicately created with a registered emboss to follow the exact grain and knot details of the design for a truly authentic look. If you adore the look and feel of rustic aged timber but want to avoid the hassle of sanding and waxing real wood, look no further than our Handcrafted woods.

Hickory Paprika EW01



Hickory Nutmeg EW03



Hickory Paprika EW01



K-Guard+

For scuff and stain resistance, K-Guard+ ensures there is no need for an additional surface treatment following installation.



Hickory Peppercorn EW02

For a full **Product overview** of Art Select Wood, see page 190.
See page 134 for our fold-out guide to **Designflooring components** to create your own designflooring style.



Effortlessly stylish and one of a kind, our premium Art Select Stone collection brings the natural beauty of travertine, slate, marble and limestone to life in your home.

Expect our most authentic designs and realistic embosses, handcrafted to reflect the unique patterns and textures of real stone.

Precious and individual, each of our Art Select Stones tells its own story.

Art Select Stone

Art Select



Art Select Travertine

Inspired by tumbled travertine, our stone designs feature delicate tones and a soft mottled pattern that adds interest and complexity. Each colour is available in two size formats, for seamless integration that will help define an area without the requirement of physical divide, taking your interior design one step further.

Washburn LM27



Washburn LM07 with DS10 3mm design strip



Washburn LM27



Easy to clean and look after

A sweep and mop with Kardean Clean is all you need to keep your Kardean floor looking great.



Washburn LM07 with DS10 3mm design strip



Caldera LM08 with DS13 3mm design strip




Caldera LM28 and LM08



Gallatin LM09 with DS15 3mm design strip



Gallatin LM29



Art Select Slate

Our bold and versatile slates will add architectural emphasis and clarity to any interior, whether traditional or contemporary. Handcrafted to offer the same intricate hues and textures of real slate, without the natural drawbacks, our designs are available in extra-large rectangular tiles and traditional random panel designs.

Melbourne LM05 with DS16 3mm design strip



Corris LM22 with DS10 3mm design strip



Oakeley LM11



Oakeley LM21 with DS10 3mm design strip



Canberra LM06 with DS15 3mm design strip



Corris LM12

Art Select



Art Select Marble

Create a truly classic look with our stunning Marble designs. The range features elegant black and white tiles that can be used on their own, as a chequerboard design or with classic clipped corners. For something different our discreet acid marble design, Ashford, comes in a stunning random panel layout.

Otono LM15-CLIP



Fiore LM16



Otono LM15 and Fiore LM16



Ashford LM10



Otono LM15



Fiore LM15-CLIP

For a full Product overview of Art Select Stone - page 193.

See page 134 for our fold-out guide to Designflooring components to create your own designflooring style.

Art Select

Art Select Limestone

A simple way of breathing fresh air into your home is with our natural limestone range. With rich organic hues, our Limestone designs bring both a calming and indulgent ambience. Each design comes in a beautiful random panel layout that will add interest to any space.

Jersey LM01



Alderney LM03



Herm LM20

Sample Service

Can't decide? Try a sample in the comfort of your own home. Order online or visit a retailer or our showroom to pick out your favourites. See page 186.



Guernsey LM02



Jersey LM01

For a full **Product overview** of Art Select Stone - page 193.

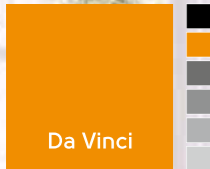
See page 134 for our fold-out guide to **Designflooring components** to create your own designflooring style.



Each of our Da Vinci planks feature a wide bevelled edge and light surface finish, creating a traditional look with a modern twist heavily influenced by reclaimed materials and the aging processes applied to achieve a rustic finish.

With a wide range of colours and designs, from the pale tones of American Oak to the richness of Australian Walnut, there's something to suit any decor.

Da Vinci
Wood



American Oak RP11



Natural Oak RP102 with DS05 10mm design strip



Harvest Oak RP103



Limed Linen Oak RP98



Fresco Light Oak RP90

For a full Product Overview of Da Vinci Wood, see page 190.
See page 134 for our fold-out guide to Designflooring components to create your own designflooring style.



Limed Jute Oak RP97



Blended Oak RP95



Arno Smoked Oak RP92 with DS02 5mm design strip

K-Guard+
For scuff and stain resistance, K-Guard+ ensures there is no need for an additional surface treatment following installation.



Lorenzo Warm Oak RP91



Kenyan Tigerwood RP73



Da Vinci

Single Smoked Acacia RP104



Limed Silk Oak RP96



Coastal Driftwood RP100

Sample Service

Can't decide? Try a sample in the comfort of your own home. Order online or visit a retailer or our showroom to pick out your favourites. See page 186.



Limed Cotton Oak RP99

For a full **Product Overview** of Da Vinci Wood, see page 190.
See page 134 for our fold-out guide to **Designflooring components** to create your own designflooring style.



Double Smoked Acacia RP105



Scorched Oak RP94



Australian Walnut RP41 with DS01 5mm design strip



Beach Driftwood RP101



Our Da Vinci collection offers the rich textures of natural stone, weathered steel, woven fabric and more, all with a comforting warmth unique to Karndean Designflooring.

The wide bevel adds definition to each tile and our range of complementary borders and design strips provide the perfect finishing touch.

Da Vinci Stone

Da Vinci



Dune CER15 with AF06 5mm design strip and Davyne border



Alabaster CC04 with DS14 3mm design strip



Bluff CER18 with DS15 and AF06 3mm design strips



Sienna LST02

 **Comfortable underfoot**
Our products are softer and warmer underfoot than natural wood and stone flooring.



Piazza Limestone LST03 with DS13 3mm design strip

For a full **Product Overview** of Da Vinci Stone, see page 194.
See page 134 for our fold-out guide to **Designflooring components** to create your own designflooring style.



Spirito Limestone LST04 with DS10 3mm design strip



Cambric CER20 with Kousa border (see right)



Waterproof

Karndean's waterproof floors stand up to spills of all sizes and won't swell, crack or warp when wet.



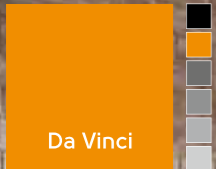
Santi Limestone LST05 with DS10 3mm design strip and Canterbury border



Cambric CER20 with Kousa border (see left for border detail)

For a full **Product Overview** of Da Vinci Stone, see page 194.

See page 134 for our fold-out guide to **Designflooring components** to create your own designflooring style.



Molten CER11



Sable CER16 with AF06 3mm grout strip and Davyne border



Why not add a decorative border to your floor? See page 154 for more information.



Iron Ore CER12 with AF07 3mm grout strip



Eisen CER13 with DS15 3mm design strip



Burnet CER19 with DS12 3mm design strip and Kousa Framed border



Why not add a decorative border to your floor? See page 154 for more information.

For a full Product Overview of Da Vinci Stone, see page 194.
See page 134 for our fold-out guide to Designflooring components to create your own designflooring style.



Da Vinci

Drift CER17 with DS12 3mm design strip



Sindon CER21 with DS12 3mm design strip



Noir CK25 with DS18 3mm design strip

Why not add a decorative border to your floor? See page 154 for more information.



Carbon CER14 with Accent border



Graphite CC06 with DS17 3mm & 5mm design strip

For a full **Product Overview** of Da Vinci Stone, see page 194.
See page 134 for our fold-out guide to **Designflooring components** to create your own designflooring style.



Our Michelangelo collection contains some of our most unique designs. The soft contours of our Pebble and the contemporary Metallic effects use some of our most advanced techniques of registered embossing.

You can create a truly unique look by using Mosaic, Pebble and Metallic effect tiles, available in a variety of colours.

Michelangelo Stone



Umbrian Nero MX92



Ancient Onyx MX95



Lifetime guarantee

Designed to give you peace of mind, every Karndean floor is guaranteed to last for years to come.



Umbrian Nero MX92



Venetian Blue MX97



Why not add a decorative border to your floor? See page 154 for more information.



Neopolitan Brick MX93

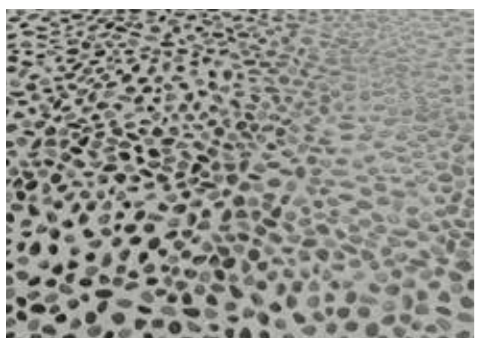


Adriatic Blue MX98

For a full Product Overview of Michelangelo, see page 194.
See page 134 for our fold-out guide to Designflooring components to create your own designflooring style.



Andalucian Opal MS5



Santiago Lavastone MS4



Galician Quartz MS1

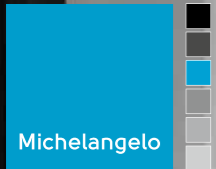


Navarra Chalk MS2

Sample Service
Can't decide? Try a sample in the comfort of your own home. Order online or visit a retailer or our showroom to pick out your favourites. See page 186.



Catalonian Granite MS3



Tungsten MLC01



Comet MLC07 with DS19 3mm and DS18 10mm design strips



Waterproof

Karndean's waterproof floors stand up to spills of all sizes and won't swell, crack or warp when wet.



Tungsten MLC01



Atomic MLC08 with DS18 3mm design strip

For a full **Product Overview** of Michelangelo, see page 194.
See page 134 for our fold-out guide to **Designflooring components** to create your own designflooring style.



Our popular Van Gogh collection captures the look of real wood in a variety of colours and designs from traditional rustic to cool contemporary. Large planks, distinctive grain details and a subtle texture create a style that works in any space.

Van Gogh Wood

Van Gogh



White Washed Oak VGW80T



Reclaimed Maple VGW71T with DS06 3mm design strip



Birch VGW84T



Lifetime guarantee

Designed to give you peace of mind, every Karndean floor is guaranteed to last for years to come.



Macrocapra VGW50T



Auckland Oak VGW52T



French Oak VGW85T

For a full **Product Overview** of Van Gogh Wood, see page 191.
See page 134 for our fold-out guide to **Designflooring components** to create your own designflooring style.



Aged Redwood VGW100T



Honey Oak VGW94T



Compatible with underfloor heating

For added warmth, Karndean is perfectly suitable for underfloor heating systems up to 27°C.



Distressed Oak VGW82T with DS06 3mm design strip



Frosted Birch VGW83T



Country Oak VGW81T



Classic Oak VGW86T



Lancewood VGW44T with DS05 3mm design strip



Burgundy Oak VGW92T



Vintage Pine VGW76T



Wellington Oak VGW53T with DS06 10mm design strip

For a full **Product Overview** of Van Gogh Wood, see page 191.
See page 134 for our fold-out guide to **Designflooring components** to create your own designflooring style.



Smoked Oak VGW70T with DS01 10mm design strip




Burnt Ginger VG5-7



Lime Washed Cypress VGW95T



Walnut VGW87T

 **Easy to clean and look after**
A sweep and mop with Karndean Clean is all you need to keep your Karndean floor looking great.



Hessien Oak VGW93T with DS06 10mm design strip



Burnished Cypress VGW96T



Reclaimed Redwood VGW99T



Lifetime guarantee

Designed to give you peace of mind, every Kardean floor is guaranteed to last for years to come.



Brushed Oak VGW88T



Bracken VG1-7



Christchurch Oak VGW54T



Tawny Oak VGW91T

For a full **Product Overview** of Van Gogh Wood, see **page 191**.
See **page 134** for our fold-out guide to **Designflooring components** to create your own designflooring style.

Van Gogh



Salvaged Redwood VGW101T



Ebony VGW89T



Smoked Beech VGW98T

Sample Service

Can't decide? Try a sample in the comfort of your own home. Order online or visit a retailer or our showroom to pick out your favourites. See page 186.



Charred Oak VGW102T



Burnished Beech VGW97T

For a full **Product Overview** of Van Gogh Wood, see page 191.
See page 134 for our fold-out guide to **Designflooring components** to create your own designflooring style.



Our Opus collection brings you a fresh, modern feel in some of our largest plank sizes. The wide range of tones and mix of surface finishes combined with clean lines means you can achieve a sense of simplicity and visual space whatever your colour scheme.

Opus
Wood



Opus

Niveus WP411



Cera WP314



Primo WP412

Child friendly
 Karndean floors offer children a safe and comfortable space to play, and parents a durable, easy-to-clean surface.



Palleo WP312



Aurum WP315



Magna WP413



Ignea WP313



Grano WP311



Lifetime guarantee

Designed to give you peace of mind, every Karndean floor is guaranteed to last for years to come.



Weathered Elm REN113



Pallida WP418 with DS06 10mm design strip

For a full Product Overview of Opus Wood, see page 192.

See page 134 for our fold-out guide to Designflooring components to create your own designflooring style.



Atra WP317



Argen WP414



Rubra WP316



Carbo WP318

Sample Service

Can't decide? Try a sample in the comfort of your own home. Order online or visit a retailer or our showroom to pick out your favourites. See page 186.

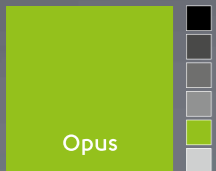
For a full **Product Overview** of Opus Wood, see page 192.

See page 134 for our fold-out guide to **Designflooring** components to create your own designflooring style.



Our Opus collection includes a range of contemporary stone effects available in some of our largest tile sizes. The smoother surface and range of colours create a really clean, modern look to suit most spaces. Add complementary design strips between tiles for a realistic grout effect.

Opus Stone



Terra SP212 with AF04 3mm grout strip



Mico SP211 with AF06 3mm grout strip



Nimbus SP113 with AF06 3mm grout strip



Waterproof

Karndean's waterproof floors stand up to spills of all sizes and won't swell, crack or warp when wet.



Sandstone TT34 with AF02 3mm grout strip



Solis SP112 with AF04 3mm grout strip

For a full **Product Overview** of Opus Stone, see page 195.
See page 134 for our fold-out guide to **Designflooring components** to create your own designflooring style.



Luna SP111



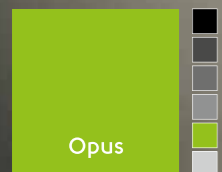
Sample Service
Can't decide? Try a sample in the comfort of your own home. Order online or visit a retailer or our showroom to pick out your favourites. See page 186.



Nero SP115 with DS17 3mm grout strip



Luna SP111 | Nero SP115



Ferra SP215 with AF01 3mm grout strip




Urbus SP213 with AF05 3mm grout strip



Atlantic Slate REN21



Ombra SP114 with DS12 3mm design strip



Forma SP214 with AF02 3mm design strip

For a full Product Overview of Opus Stone, see page 195.
See page 134 for our fold-out guide to Designflooring components to create your own designflooring style.



Our Knight Tile wood collection offers our widest range of planks at our most affordable prices, ensuring there's something for everyone. Choose from a variety of design strips and borders to personalise your space.

Knight Tile Wood

Knight Tile



White Painted Oak KP105




Sycamore KP32



Comfortable underfoot

Our products are softer and warmer underfoot than natural wood and stone flooring.



American Oak KP40



Shannon Oak KP68



Arctic Driftwood KP51

For a full **Product Overview** of Knight Tile Wood, see page 192.
See page 134 for our fold-out guide to **Designflooring components** to create your own designflooring style.



Lime Washed Oak KP99



Light Worn Oak KP104



Pale Limed Oak KP94 with DS07 3mm design strip



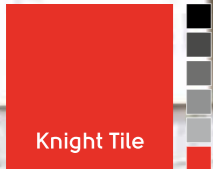
Warm Oak KP39



Pear KP55



Rose Washed Oak KP95



Classic Lined Oak KP97



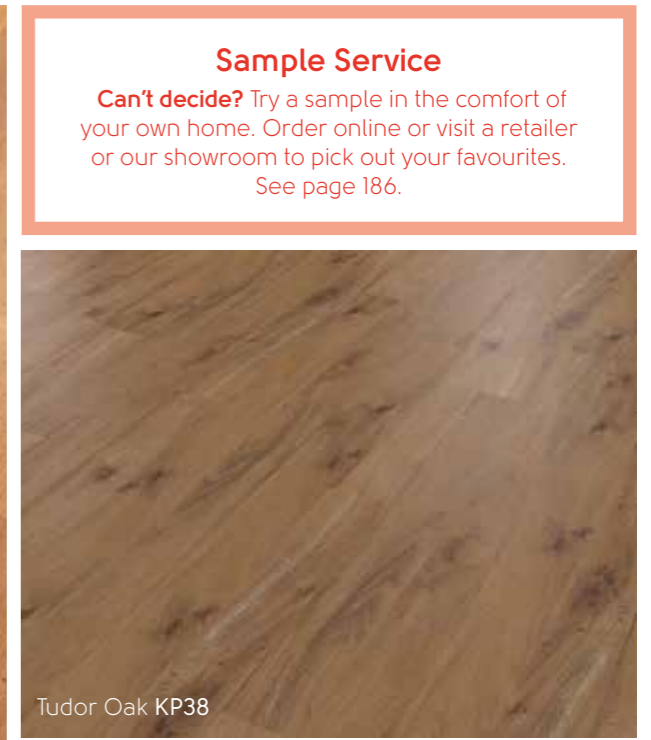
Sienna KP107




Aran Oak KP67 with DS01 10mm design strip



Victorian Oak KP91




Tudor Oak KP38



Pitch Pine KP45

Sample Service
Can't decide? Try a sample in the comfort of your own home. Order online or visit a retailer or our showroom to pick out your favourites. See page 186.

For a full **Product Overview** of Knight Tile Wood, see page 192.
See page 134 for our fold-out guide to **Designflooring components** to create your own designflooring style.



Mid Brushed Oak KP102



Mid Worn Oak KP103 with DS07 3mm design strip



Caribbean Driftwood KP52



Mid Limed Oak KP96

For a full **Product Overview** of Knight Tile Wood, see page 192.
See page 134 for our fold-out guide to **Designflooring components** to create your own designflooring style.



Edwardian Oak KP92 with DS02 10mm design strip



Native Koa KP93



Why not add a decorative border to your floor? See page 154 for more information.



Bray Oak KP70



Aged Oak KP98 with DS07 3mm design strip

For a full **Product Overview** of Knight Tile Wood, see page 192.

See page 134 for our fold-out guide to **Designflooring components** to create your own designflooring style.



In our Knight Tile collection, you'll find a great selection of effects and styles to suit your needs, at our most affordable prices. Each colour and design reflects a wide range of natural materials from classic pale to contemporary dark stones for any space in your home.

Knight Tile Stone

Knight Tile



Cara T98 with DS14 3mm design strip




Soapstone ST5 with DS15 3mm design strip



Damas Stone ST10 with DS16 3mm design strip




Carrara T90



Linton Stone ST9 with DS14 3mm design strip and Canterbury border

Sample Service
Can't decide? Try a sample in the comfort of your own home. Order online or visit a retailer or our showroom to pick out your favourites. See page 186.



Balin Stone ST8 with DS14 3mm design strip



Rona T99 with DS16 3mm design strip



Portland Stone ST13 with DS10 3mm design strip and Dark Mosaic border



Why not add a decorative border to your floor? See page 154 for more information.



Jura T101 with DS14 3mm design strip and Portobello border



Bath Stone ST12 with DS10 3mm design strip



Fired Clay TC48 with DS14 3mm design strip and Portobello border



York Stone ST11 with DS10 3mm design strip

For a full **Product Overview** of Knight Tile Stone, see page 195.

See page 134 for our fold-out guide to **Designflooring components** to create your own designflooring style.

Knight Tile



Cumbrian Stone ST14 with DS10 3mm design strip and Dark Mackintosh border



Onyx T88 with DS17 3mm design strip



Orkney T100 with DS10 3mm design strip



Andecite T89 with DS13 3mm design strip



K-Guard+

For scuff and stain resistance, K-Guard+ ensures there is no need for an additional surface treatment following installation.




Ramsey T102 with DS02 3mm design strip and Windsor border



Midnight Black T74 with DS17 3mm design strip

For a full **Product Overview** of Knight Tile Stone, see page 195.
See page 134 for our fold-out guide to **Designflooring components** to create your own designflooring style.



■ Argen WP414 with DS17 3mm and DS07 3mm and 5mm design strips
 ■ Umbrian Nero MX92 with Cube border
 ■ Black Oak AP03 with DS17 3mm and DS07 custom 30mm design strips



■ Otono LM15 and Hore LM16 with Diamond border



■ Dune CER15 with AF06 3mm design strip and Davyne border

■ Australian Walnut RP41 with Block border

Choosing design components

Decorative borders

We offer a wide variety of border designs in a selection of colours. These designs often feature two colours, one in the same as the main floor you've chosen, which is used in the main pattern, and another contrasting colour, which acts as the background of the design. We also have two new border designs, Accent and Quadrant, which are made from just one product, playing with texture and bevels rather than colour, for a more seamless, contemporary look.

Some products have multiple borders available, so use the colourful range key and product code listings on the following pages to discover all of your options.

Using design strips to create a border is also a popular way to frame your room. Use three or more strips to create a tramline border (example on page 69) or keep it simple by using just one strip as a keyline border (example on page 101). Our brochure has examples throughout of how design strips can be used by themselves or in multiples to add a border around the room.

Don't worry if you can't find a pre-designed border to match your chosen floor; we also offer a custom design service if you would like a design in a colour not shown.

Design strips

Design strips are narrow pieces of luxury vinyl tile which can be put between our planks and tiles. They allow you to finish off the design of your floor with some realistic touches, such as adding a strip to create a grout effect between tiles (example on page 132), or between planks for a ship's decking effect (example on page 87).

Design strips are available in a variety of colours and widths. The wider the strip, or bolder the colour, the more impact it will have and the beauty of our strips versus real grout is that they won't stain or fade and they don't have to be sealed.

The choice of colour is completely up to you. You may want to choose a design strip in a colour that matches the wall tiles in your bathroom, for example, to help tie in elements that are already in your room to your new floor. Alternatively, you could choose a colour which helps the overall look of your floor feel either more contemporary or more traditional, enhancing the design of the product you've chosen.

Design features

We also offer eight pre-designed features that can be combined with the majority of our floors to add a statement centrepiece to any room. See page 140 for details.

Your guide to decorative borders

Border...	use with...	made up of...	width...
Accent	■ CER14	CER14	1.5"
Bamboo	■ RP11	RP11/RP41	3"
Bamboo	■ KP107	KP107/KP40	4"
Bamboo	■ KP38	KP38/KP40	4"
Bamboo	■ KP39	KP39/KP38	4"
Bamboo	■ KP40	KP40/KP38	4"
Basque	■ CK25	CK25/DS18	6"
Block	■ MLC08	MLC08/DS18	4"
Block	■ RP41	RP41/DS01	3"
Block	■ KP68	KP68/KP38	4"
Block	■ KP70	KP70/DS02	4"
Block	■ ST5	ST5/DS04	4"
Canterbury	■ ST9	ST9/DS14	2"
Cube	■ MX92	MX92/MX95	5"
Dark Mackintosh	■ ST13	ST14/ST13/DS10	2"
Dark Mackintosh	■ ST14	ST14/ST13/DS10	2"
Dark Mosaic	■ ST13	ST13/ST14/T100/DS10	1"
Dark Mosaic	■ ST14	ST13/ST14/T100/DS10	1"
Dark Mosaic	■ T100	ST13/ST14/T100/DS10	1"
Davyne	■ CER15	CER15/AF06	3"
Davyne	■ CER16	CER16/CER15/AF06	3"
Diamond	■ MX93	MX93/P702	4"
Diamond	■ T90	T90/T74	3"
Diamond	■ LM15	LM15/LM16	2.5"
Diamond	■ LM16	LM15/LM16	2.5"
Domino	■ KAL11	SP111/SP211	4"

Domino	■ KAL12	WP311/WP318	4"
Keystone	■ MX97	MX97/MX98	4"
Kousa	■ CER20	CER20/CER21	1.8"
Kousa Framed	■ CER19	CER19/DS12	3"
Light Mackintosh	■ ST13	ST13/ST14/DS10	2"
Light Mackintosh	■ ST14	ST13/ST14/DS10	2"
Light Mosaic	■ ST11	ST11/ST12/ST13/DS10	1"
Light Mosaic	■ ST12	ST11/ST12/ST13/DS10	1"
Light Mosaic	■ ST13	ST11/ST12/ST13/DS10	1"
Mackintosh	■ LST04	LST04/LST05/DS10	2"
Mackintosh	■ LST05	LST04/LST05/DS10	2"
Mosaic	■ LST03	LST03/LST04/LST05/DS10	1"
Mosaic	■ LST04	LST03/LST04/LST05/DS10	1"
Mosaic	■ LST05	LST03/LST04/LST05/DS10	1"
Portobello	■ T101	T101/DS14	4"
Portobello	■ TC48	TC48/DS14	4"
Portobello	■ ST5	ST5/DS15	4"
Quadrant	■ CER13	CER13	2"
Regent	■ KP70	KP40/KP70	2"
Rhombus	■ MX95	MX95/MX97	4"
Wave	■ MX98	MX98/MX97	4"
Weave	■ RP11	RP11/RP12/RP61	3"
Weave	■ KP32	KP32/KP38/KP40	4"
Weave	■ KP40	KP32/KP38/KP40	4"
Windsor	■ T88	T88/DS17	2"
Windsor	■ T102	T102/DS02	2"
Windsor	■ KP40	KP40/KP70	2"
Zigzag	■ LM22	CC06/LM22/LM16	2.5"
Zigzag	■ LM16	CC06/LM22/LM16	2.5"
Zigzag	■ CC06	CC06/LM22/LM16	2.5"

Your guide to design strips


Compatible with...



These design strips are available in 3mm, 5mm and 10mm widths, for use with all our floors.

	Vanilla DS01
	Blond DS02
	Honey DS03
	Coffee DS04
	Russet DS05
	Chocolate DS06
	Ebony DS07
	Cocoa Cross Grain DS08
	Carbon Cross Grain DS09


Compatible with...












Use with Art Select and Da Vinci floors, in 30mm width.

	Spring Oak RL01**
	Dawn Oak HC01**


Compatible with...









These design strips are available for use with all our floors, in 3mm, 5mm and 10mm widths.

	Chalk DS10
	Concrete DS12
	Sand DS13
	Stone DS14
	Clay DS15
	Charcoal DS16
	Silver DS17
	Frost DS18
	Kohl DS19

Compatible with...



Grout strips are 3mm and 5mm wide and available for use with Art Select*, Da Vinci*, Michelangelo, and Opus floors.

	Beige AF06
	Ivory AF05
	Taupe AF04
	Brown AF02
	Chestnut AF07
	Black AF01

* Due to Art Select and Da Vinci's bevelled edge, these strips can only be used between planks or tiles and not along a cut edge.
 ** Only available for use in borders. Please note, these strips are bevelled.

We offer a range of design extras to allow you to add your own Designflooring inspiration to your floor. Throughout this brochure you will find examples of ways to use design strips, borders and features, to help create your own unique space.

This fold-out guide allows you to browse the brochure and view available design options at the same time, to help you decide which design strip and/or border will work best for you.

Some of our products are only available with certain design strips. This is because our products come in different thicknesses, so you need a design strip which matches the depth of the product.

The colourful key above each section of the fold-out refers to the product range the strips are available in. To find out if the product you are looking at will work with the design strip, match the colour of the range logo on the product page to the icon next to the design strip.

For more information and guidance about the numerous design options you can add to your space, or our custom design service, please speak to your nearest retailer.

Visit www.karndean.com/far and enter your postcode, or call our team on 01386 820200.

Tips

- Lay planks on a 45 degree angle, or tiles in a diamond formation, to make narrow spaces such as hallways or bathrooms feel wider.
- Choose a contrasting strip colour to make the design of the product stand out.
- For more of a subtle addition, use a design strip in a similar colour to the main floor, but play around with laying patterns, letting design rather than colour become the feature.
- Borders don't have to just go around the edge of a room. Try using them in a large space or hallway to create the effect of a rug, with the border acting as the edge of the rug, or by placing it around a feature in the room, such as a kitchen island.

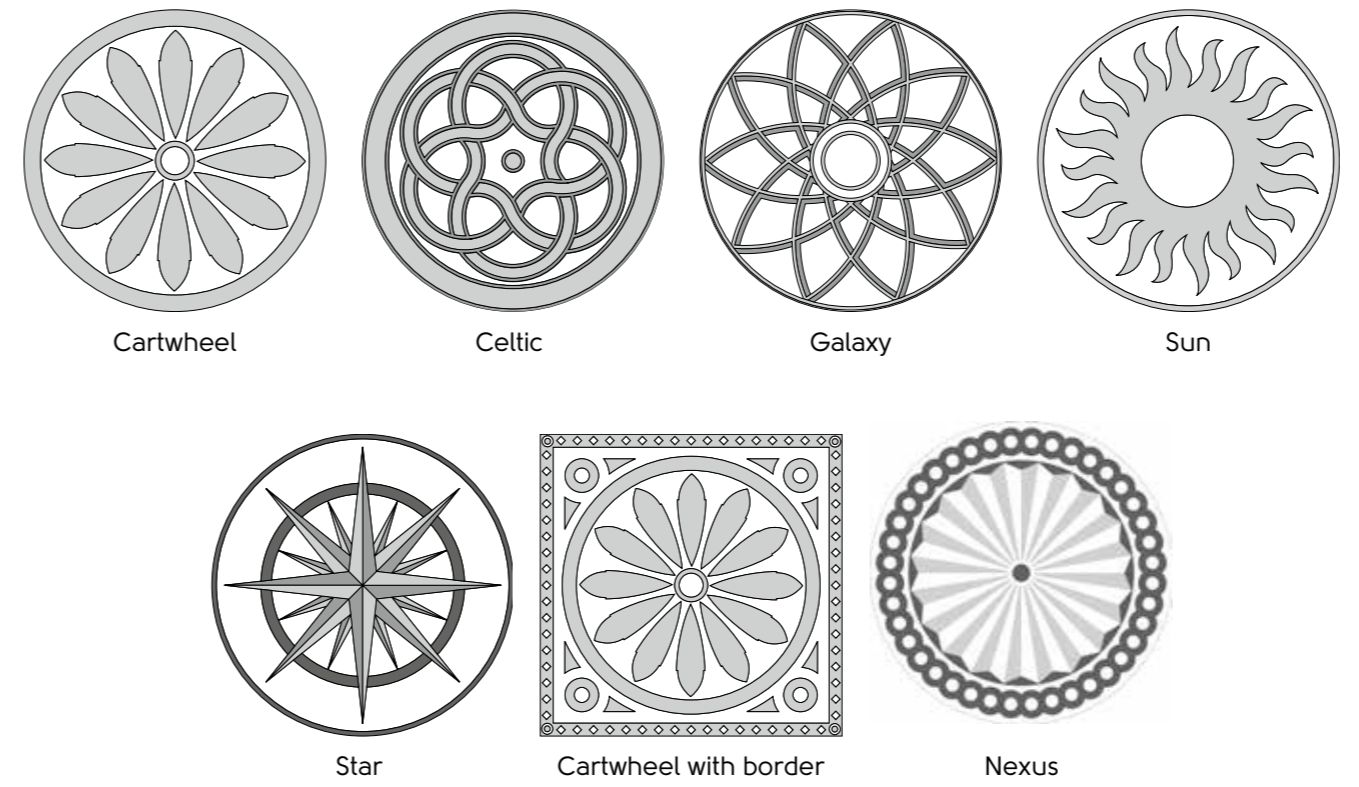


Designflooring components

(Fold-out guide)

Your guide to design features

1: Pick your favourite from our standard feature designs



2: Choose your own colours

We recommend you make the background colour of your chosen feature the same as your floor, then choose remaining colours to coordinate with the finishes in your room.

3: Decide on a size

You can select the size of your feature to fit perfectly into any shape of room. Our features come in a standard 36" size, but can be scaled up or down to suit. Talk to your local retailer who can advise you on getting the right size for your space.

Looking for a bespoke design?

If you're looking for something a little bit different, you can design your own unique feature. Speak to your nearest retailer for help creating a truly custom floor for your home.



■ Canberra LM06 with DS10 3mm design strip and Nexus feature



Our Kaleidoscope can help you achieve 3D impact, movement and visual contrast, allowing shapes and patterns to work in both small and large spaces alike. Each geometric floor has been cleverly cut from our authentic wood and stone designs.



Cubix KAL03 with Canberra LM06



Pyramid KAL01 with Frosted Birch VGW83T



Cubix KAL02



Cubix KAL13



Comfortable underfoot

Our products are softer and warmer underfoot than natural wood and stone flooring.



Pyramid KAL01



Hexa KAL09




Hexa KAL08



Apex KAL14



Apex KAL06

 **Easy to clean and look after**
 A sweep and mop with Karndeal Clean is all you need to keep your Karndeal floor looking great.



Apex KAL07



Woven KAL11 with Luna SP111



Woven KAL12 with Grano WP311 and Domino border



Tripoint KAL10

Sample Service

Can't decide? Try a sample in the comfort of your own home. Order online or visit a retailer or our showroom to pick out your favourites. See page 186.



Pennon KAL04



Half Pennon KAL05



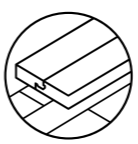
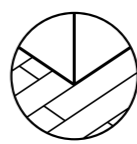




Loose lay



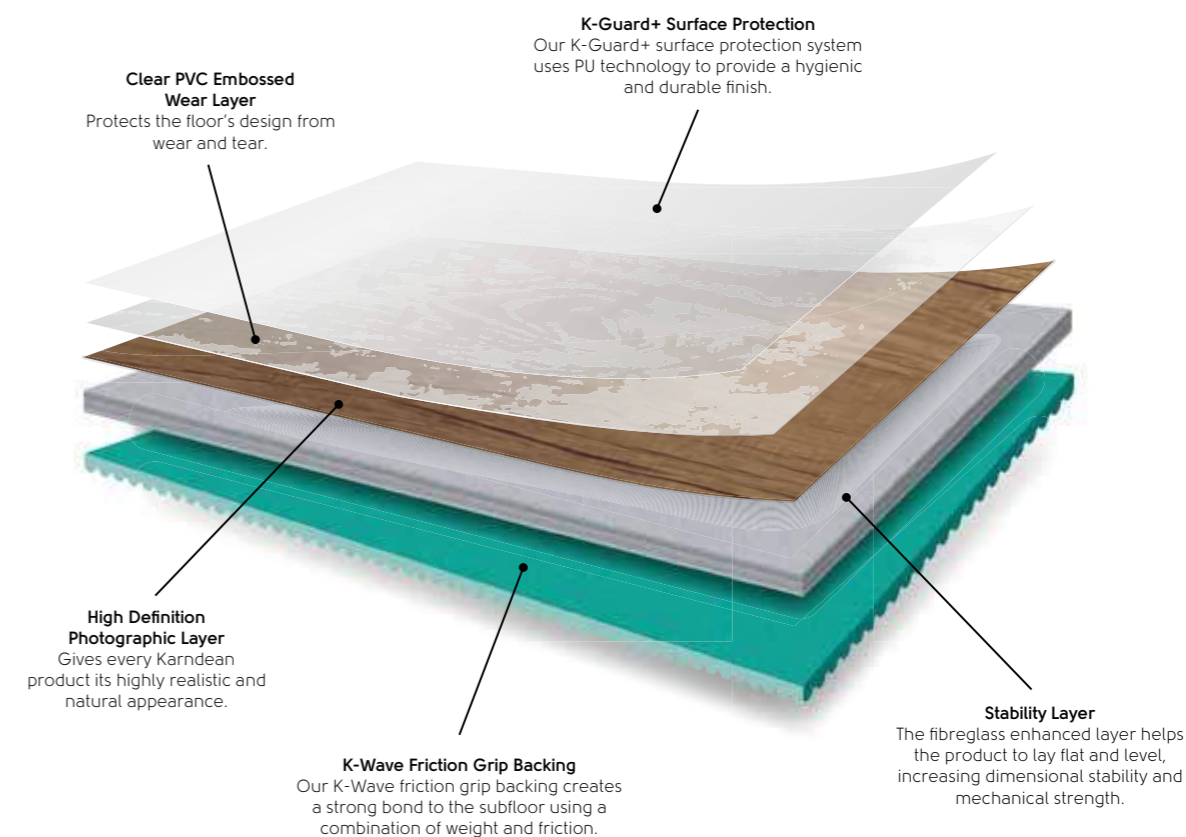
Why Loose lay?

Our loose lay range, Karndean LooseLay, features our K-Wave friction grip backing which helps hold the product in place. It creates a strong bond to the subfloor using a combination of weight and friction. Perfect for temporary and permanent use, Karndean LooseLay is ideal if you are interested in changing out the flooring frequently or want to reduce sound passing to the room below. What's more, it's quick and easy to install, requiring only the use of a light tackifier in the majority of installations.

What makes Karndean LooseLay unique?

 <p>Installs over most existing hard floors</p>	 <p>No expansion gap required</p>	 <p>Reduces noise transfer by 13dB</p>
 <p>No adhesive, but tackifier recommended in some installations</p>	 <p>Suitable for subfloors up to 95% RH</p>	 <p>Quick and easy to install</p>

Karndean LooseLay's construction





Our Karndean LooseLay wood collection features a wide-ranging palette of colour, such as the distressed, grey hues of Hudson, the deep chocolate tones of Dover and the vibrant copper tones of Winchester. Choose from traditional oak looks, contemporary blends and exotic species, all with our K-Wave friction grip backing that makes Karndean LooseLay unique.

Karndean LooseLay **Wood**

Karndean
LooseLay



Karndean LooseLay Longboard (1500mm x 250mm)

Champagne Oak LLP310



Bleached Tasmanian Oak LLP311



Weathered Heart Pine LLP304



Pearl Oak LLP306

Karndean
LooseLay




Twilight Oak LLP301



French Grey Oak LLP308



Raven Oak LLP302



Neutral Oak LLP307



Quick and easy to install

With its K-Wave friction grip backing, Karndean LooseLay requires only the use of a light tackifier in the majority of installations.



Reclaimed Heart Pine LLP305



Character Walnut LLP315

Sample Service
Can't decide? Try a sample in the comfort of your own home. Order online or visit a retailer or our showroom to pick out your favourites. See page 186.



Antique Heart Pine LLP303



Lemon Spotted Gum LLP317

Karndean
LooseLay

Karndean LooseLay Wood

Country Oak LLP92 (Series One)



Cambridge LLP113 (Series Three)



Vintage Timber LLP105 (Series One)



Acoustic qualities

Reduces noise transfer to rooms below, making it perfect for upstairs bedrooms, playrooms or attic/loft conversions.



Ashland LLP95 (Series Two)



Newport LLP94 (Series Two)



Providence LLP108 (Series Three)

For a full **Product overview** of Karndean LooseLay Wood, see page 197-198.



Traditional Oak LLPI01 (Series One)



Winchester LLP97 (Series Two)



Antique Timber LLPI06 (Series One)



Quick and easy to install

With its K-Wave friction grip backing, Karndean LooseLay requires only the use of a light tackifier in the majority of installations.



Hudson LLP99 (Series Two)



Weathered Timber LLPI03 (Series One)



Stamford LLPI09 (Series Three)

Karndean
LooseLay



Hartford LLP112 (Series Three)




Dover LLP93 (Series Two)



Heritage Oak LLP102 (Series One)



Boston LLP111 (Series Three)



Rustic Timber LLP104 (Series One)



Burlington LLP110 (Series Three)



Salem LLP96 (Series Two)



Our Karndean LooseLay stone collection presents popular stone effects including travertine, concrete and slate, each in a large-format rectangular tile. Choose from plainer colour tones such as the light grey Colorado and the coffee hues of Arizona or introduce a striking statement with the bold colours of Georgia and Texas. Pennsylvania and Nevada offer a twist to traditional tile looks with their textile option.

Karndean LooseLay Stone

Karndean
LooseLay



Indiana LLT202 (Series One)



Texas LLT207 (Series Two)

Sample Service

Can't decide? Try a sample in the comfort of your own home. Order online or visit a retailer or our showroom to pick out your favourites. See page 186.



Georgia LLT206 (Series Two)



Colorado LLT201 (Series One)

Karndean
LooseLay



Nevada LLT205 (Series Two)



Madison LLT203 (Series One)



Pennsylvania LLT204 (Series Two)



Waterproof

Karndean's waterproof floors stand up to spills of all sizes and won't swell, crack or warp when wet.



Arizona LLT200 (Series One)

For a full **Product overview** of Karndean LooseLay Stone, see page 198.



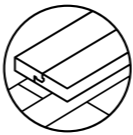







Rigid core




Why Rigid core?

Korlok, our rigid core range, is ideal for installations where acoustics, uneven subfloors or preservation of existing hard floors need to be considered. Its 5G locking mechanism allows for quick installation and the pre-attached backing means no separate underlay is required.

What makes Korlok unique?

			
Installs over existing hard floors	5G click-locking mechanism	Reduces noise transfer by 19dB	Enables preservation of existing floors
			
Expansion gap of 5mm required	Suitable for subfloors up to 95% RH	Quick and easy to install	Hides subfloor imperfections

Korlok's construction



Clear PVC Embossed Wear Layer
Provides superior protection from everyday wear and tear.

K-Guard+ Surface Protection
Our K-Guard+ surface protection system uses PU technology to provide a hygienic and durable finish.

Stability Layer
This layer assists with dimensional stability and aids indentation resistance and recovery.

High Definition Photographic Layer
Showcasing the unique design of each Karndean product; handcrafted for one of a kind beautiful floors.

Acoustic Backing
Our pre-attached acoustic foam backing makes Korlok quieter to walk on than laminate or engineered hard floors, and reduces noise transfer to rooms below.

5G Locking Mechanism
Using a single action installation method, the 5G mechanism allows the installer to quickly click and lock planks together.

K-Core
The binder in the core is composed of 100% PVC (no wood flour) to ensure a stronger, more stable core for installation over most existing hard floors without the worry of exposing subfloor imperfections.



Our Korlok range features 1420mm x 225mm (59" x 9") planks with proprietary K-Core technology, a 5G locking mechanism and a specially formulated acoustic backing.

Together these layers form a product that is strong and stable, and able to be installed quickly and easily over most existing hard floors, as well as over imperfect subfloors. Korlok offers impressive acoustic benefits in reducing noise transfer to rooms below.

Korlok
Wood

Korlok



Baltic Washed Oak RKP8101



Canadian Urban Oak RKP8116



Washed Grey Ash RKP8104

Acoustic qualities
Reduces noise transfer to rooms below, making it perfect for upstairs bedrooms, playrooms or attic/loft conversions.



Texas White Ash RKP8105



Baltic Limed Oak RKP8111



English Character Oak RKP8115

Sample Service
Can't decide? Try a sample in the comfort of your own home. Order online or visit a retailer or our showroom to pick out your favourites. See page 186.



Washed Swiss Pine RKP8113



Warm Ash RKP8103

Korlok



Baltic Mistral Oak RKP8112



Antique French Oak RKP8110



American Black Walnut RKP8106

 **Installs over existing hard floors**
Korlok can be installed over most existing hard floor coverings.



Smoked Butternut RKP8107

Sample service



At Karndean, we know how important it is to help you visualise what your floor will look like with your walls, furniture and accessories, so use our sample service to help.

Order a selection of chip samples

Order free chip samples to help narrow down your choices. These small samples are particularly helpful especially if you're looking to create a moodboard of ideas to get started.

Why not take advantage of our full-size sample service?

If you've narrowed your choice down to a few designs, and you're looking to get an idea of how each design will look in your room of choice against furniture and fabrics, our full-sized samples will guide you in making your decision. Visit www.karndean.com/samples to order today.

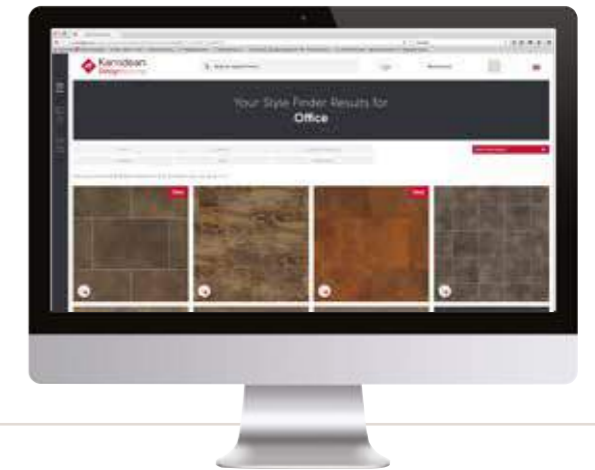


Online tools

We have worked hard to develop useful digital tools to allow you to narrow down your colour choices and help you visualise what your floor will look like in your own home.

Find your style

Our Style Finder tool is designed to help you narrow down your choices when choosing Karndean Designflooring for your home. Answer a few simple questions, and based on your answers, we will narrow down our products to show you our top picks for your next project. Or take a look at our Product Selector app, that contains our whole product range.



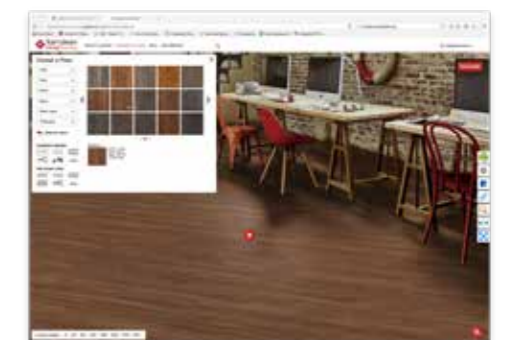
Create a moodboard

Our new Moodboard tool allows you to create personal moodboards with links to your favourite products, images and posts to look back on later or share with family and friends.



Visualise

Our Floorstyle Floor Designer tool contains our entire catalogue of products. You can select your favourite designs and see them in a variety of typical room settings. Floorstyle also allows you to change angles and laying patterns, add grout effect strips to the design, compare floors side beside, and also share your creations.



See it in your own home

If you'd like to see what your favourite floors look like in your very own home, try our Augmented Reality App. Our clever apps allows you to place any selected Karndean flooring in your home so you can see what it would look like in-situ.



Find your nearest Karndean Retail Partner

Our retailers are always on hand to discuss your ideas and projects, and to help you find the perfect floor to complement your interior.

Use our online search facility to find your nearest Karndean Retail Partner www.karndean.com/findaretailer.

At your local flooring retailer you will be able to see full range of Karndean Designflooring in large areas and start designing your perfect floor on our design tables.



Why not visit our Design Showroom?

Based at our headquarters in the beautiful Vale of Evesham, we always have the latest products on display, with over 500m² of ideas and designs to inspire you.

As well as seeing the full range of Karndean Designflooring, you can speak to our trained advisors, use our design tables to try out your design ideas and take away full sized samples with you. We even have a children's area if you want to bring them along on your visit.



Opening times:

Monday - Friday
9am - 5.30pm

Saturday
9am - 5.00pm

Sundays and Bank Holidays
10am - 4pm

Our showroom is open throughout the year with the following exceptions:

- Easter Sunday
- Christmas Day
- Boxing Day
- New Year's Day

Transferable Purchase Guarantee

All Karndean floors come with a lifetime guarantee giving you peace of mind that it will last for years to come.

If you purchased your Karndean Designflooring through a Karndean Retail Partner your guarantee will have the added benefit of it being transferable. This means that if you sell your house within your guarantee period, you can pass the guarantee on to the new owners.



Cleaning and maintaining your Karndean floor

Karndean Designflooring is hardwearing and easy to look after. Our K-Guard+ surface treatment helps protect against everyday wear, spills and scuffs. This makes it easier to maintain, giving you peace of mind that your Karndean floor will look great for years to come.

We have a dedicated section on the website with videos which explain how best to look after your Karndean floor and covers lots of frequently asked questions from our customers. Visit www.karndean.com/cleaning for more information.

We also have our own Floor Care Kits that can be ordered from your local retailer, or on our website which include everything you need for a simple cleaning routine.



Inside your Floor Care Kit


Regular cleaning with a pH neutral cleaner such as Karndean Clean will help keep your floor at its best.

Over time you may want to treat your floor to some extra care. We recommend every six to twelve months, depending on wear, that you strip and refresh your floor using Karndean Remove and Karndean Refresh, to further enhance its look and durability.

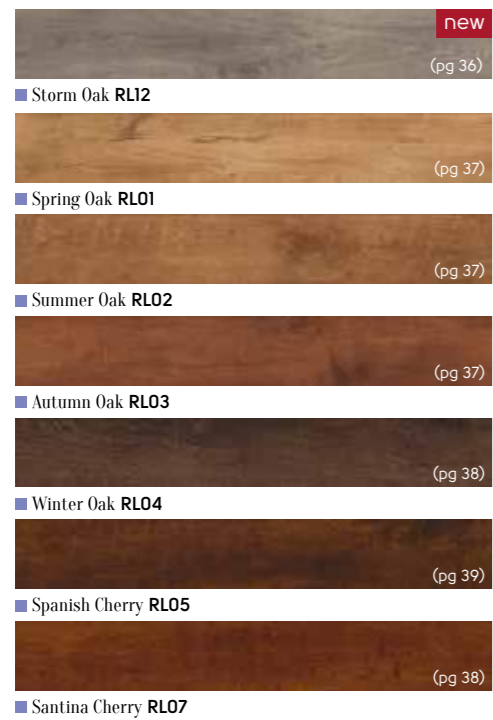
Art Select Wood

Thickness: 3mm
Wear layer: 0.7mm
Bevel: Yes

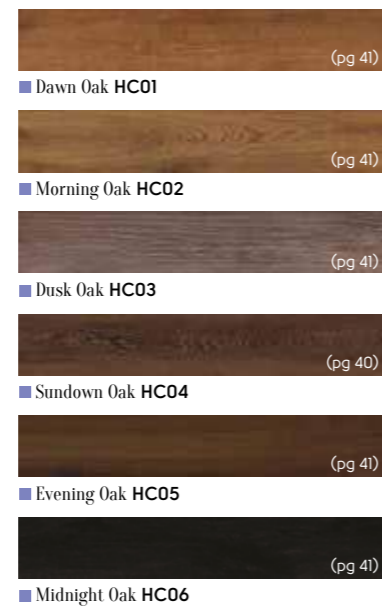
Parquet 228mm x 76mm (9" x 3")



Oak Royale 1219mm x 178mm (48" x 7")



Oak Premier 915mm x 152mm (36" x 6")



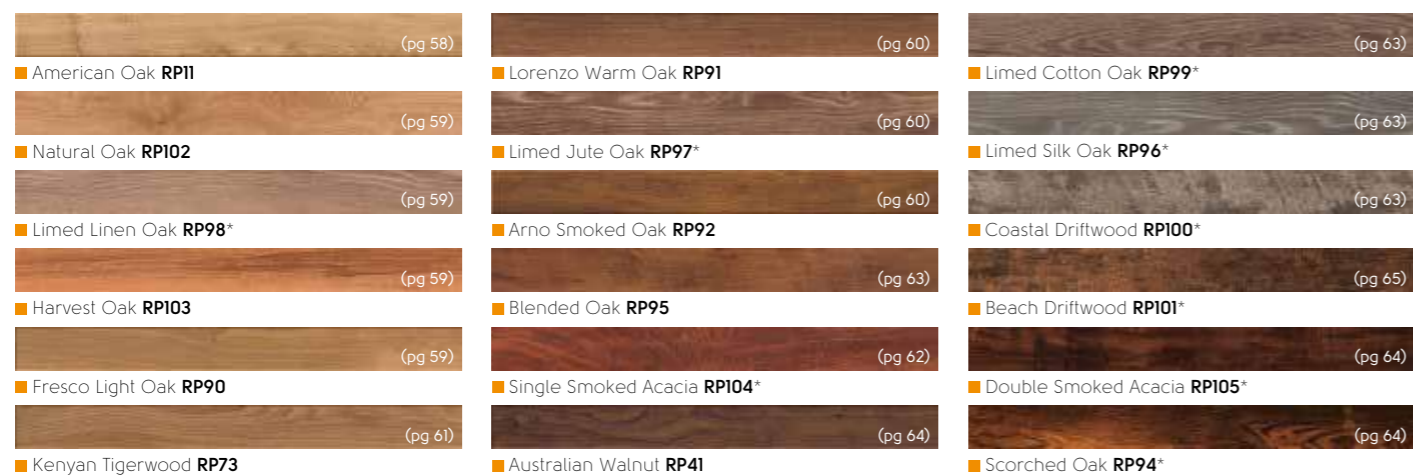
Handcrafted 915mm x 152mm (36" x 6")



Da Vinci Wood

Thickness: 3mm
Wear layer: 0.7mm
Bevel: Yes

915mm x 76mm (36" x 3")



Van Gogh Wood

Thickness: 3mm
Wear layer: 0.55mm
Bevel: No

1219mm x 178mm (48" x 7")



* Please note: as a feature of the design, these products incorporate a high colour variation between individual planks

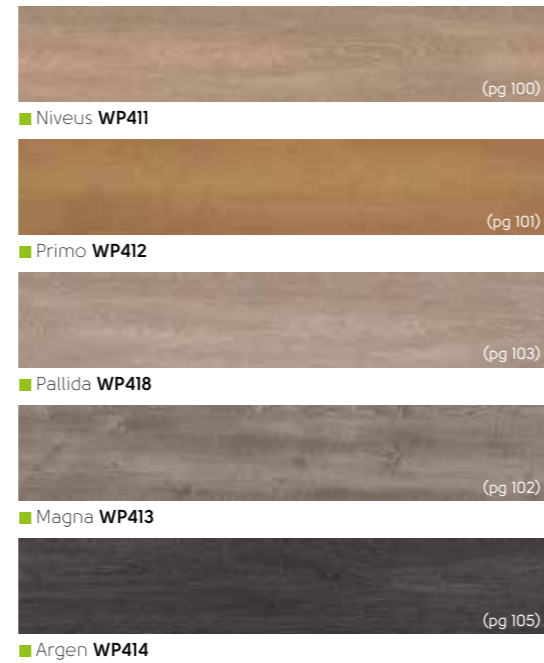
Opus Wood

Thickness: 2.5mm
Wear layer: 0.55mm
Bevel: No

915mm x 152mm (36" x 6")



1219mm x 228mm (48" x 9")



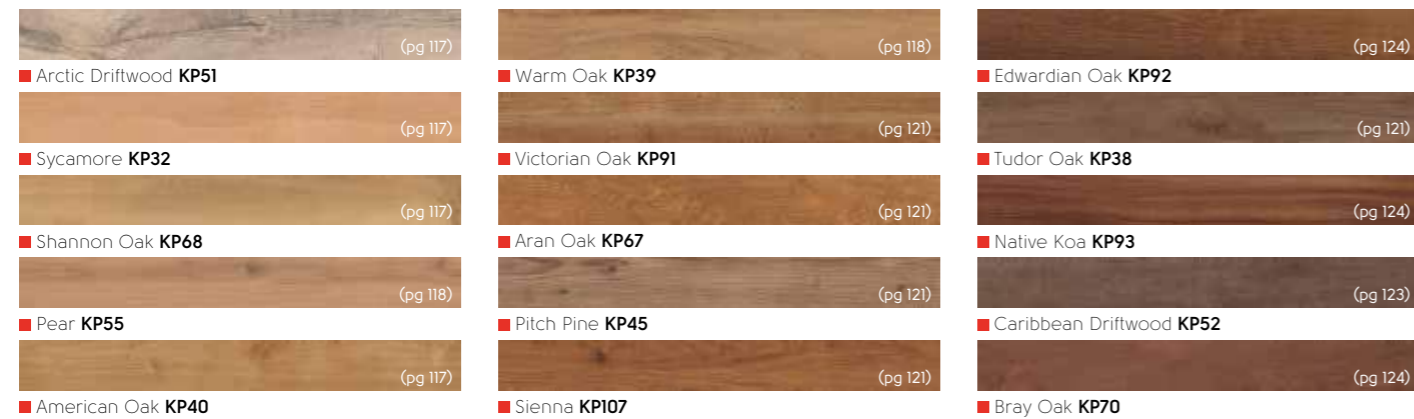
915mm x 102mm (36" x 4")



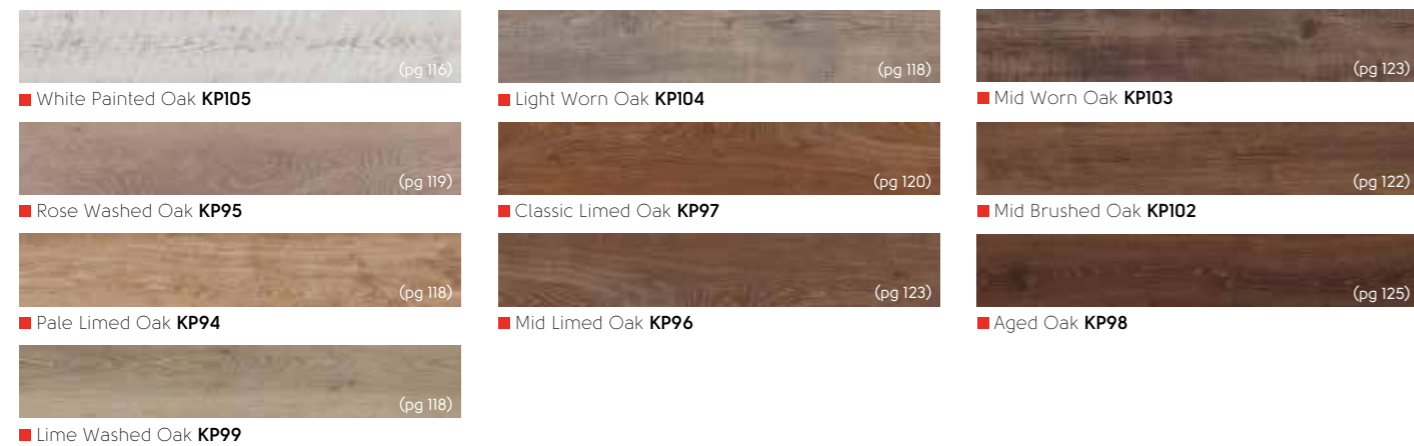
Knight Tile Wood

Thickness: 2mm
Wear layer: 0.3mm
Bevel: No

915mm x 102mm (36" x 4")



915mm x 152mm (36" x 6")



Art Select Stone

Thickness: 3mm
Wear layer: 0.7mm
Bevel: Yes

Marble


915mm x 915mm (36" x 36")
Random Panel †




Ashford LM10

Marble

406mm x 406mm (16" x 16")



Otono LM15



Otono LM15-CLIP

supplied with LM15 Key Squares



Fiore LM16



Fiore LM16-CLIP

supplied with LM15 Key Squares

Limestone

915mm x 915mm (36" x 36")
Random Panel †



Jersey LM01



Guernsey LM02



Alderney LM03



Herm LM20

Slate

457mm x 610mm (18" x 24")



Melbourne LM05*



Canberra LM06



Oakeley LM21



Corris LM22

Slate

915mm x 915mm (36" x 36") Random Panel †



Oakeley LM11



Corris LM12

Travertine

457mm x 610mm (18" x 24")



Washburn LM07*



Caldera LM08*




Gallatin LM09*

915mm x 152mm (36" x 6")



Washburn LM27*



Caldera LM28*



Gallatin LM29*

† Made up in a pre-assembled panel of 9 assorted tiles with design strip and offsetting tiles to create a random look.
* Please note: as a feature of the design, these products incorporate a high colour variation between individual tiles.

Da Vinci Stone

Thickness: 3mm
Wear layer: 0.7mm
Bevel: Yes

406mm x 406mm (16" x 16")




305mm x 457mm (12" x 18")



Michelangelo Stone


Thickness: 2.5mm
Wear layer: 0.55mm
Bevel: No

305mm x 305mm (12" x 12")



**Supplied with 76mm (3") mini pebble design strips and key squares

406mm x 406mm (16" x 16")



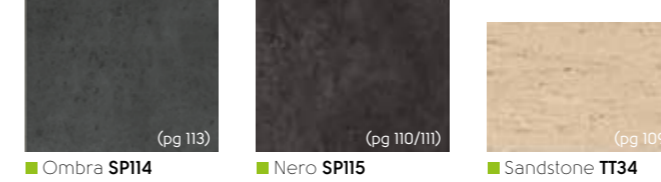
Opus Stone

Thickness: 2.5mm
Wear layer: 0.55mm
Bevel: No

457mm x 457mm (18" x 18")



305mm x 457mm (12" x 18")



915mm x 915mm (36" x 36") Random Panel †



† Made up in a pre-assembled panel of 9 assorted tiles with design strip and offsetting tiles to create a random look.

457mm x 610mm (18" x 24")




Knight Tile Stone

Thickness: 2mm
Wear layer: 0.3mm
Bevel: No

305mm x 305mm (12" x 12")



305mm x 457mm (12" x 18")




Kaleidoscope



new

(pg 146)


■ Apex KAL06



new

(pg 147)

■ Apex KAL07



new

(pg 146)

■ Apex KAL14



new

(pg 145)


■ Cubix KAL02



new

(pg 144)

■ Cubix KAL03



new

(pg 145)

■ Cubix KAL13



new

(pg 146)

■ Hexa KAL08



new

(pg 146)

■ Hexa KAL09



new

(pg 149)

■ Pennon KAL04



new

(pg 149)

■ Half Pennon KAL05



new

(pg 145)

■ Pyramid KAL01



new

(pg 149)


■ Tripoint KAL10



new

(pg 149)

■ Woven KAL12



new

(pg 148)

■ Woven KAL11

Karndean LooseLay Wood

Thickness: 4.5mm
Wear layer: 0.55mm
Bevel: No

LooseLay Longboard

1500mm x 250mm (59.1" x 9.85")



(pg 157)

■ Bleached Tasmanian Oak LLP311



(pg 156)

■ Champagne Oak LLP310



(pg 157)

■ Pearl Oak LLP306



(pg 161)

■ Lemon Spotted Gum LLP317



(pg 157)

■ Weathered Heart Pine LLP304



(pg 159)

■ Neutral Oak LLP307



(pg 159)

■ French Grey Oak LLP308



(pg 160)

■ Reclaimed Heart Pine LLP305




(pg 158)

■ Twilight Oak LLP301



(pg 160)

■ Character Walnut LLP315



(pg 159)

■ Raven Oak LLP302



(pg 160)

■ Antique Heart Pine LLP303

Series One

1050mm x 250mm (41.3" x 9.85")



(pg 162)

■ Country Oak LLP92



(pg 165)

■ Antique Timber LLP106



(pg 167)

■ Heritage Oak LLP102



(pg 165)

■ Traditional Oak LLP101



(pg 165)

■ Weathered Timber LLP103



(pg 167)

■ Rustic Timber LLP104



(pg 163)

■ Vintage Timber LLP105

Karndean LooseLay Wood

Thickness: 4.5mm
Wear layer: 0.55mm
Bevel: No

Series Two

1050mm x 250mm (41.3" x 9.85")



■ Ashland LLP95 (pg 163)



■ Winchester LLP97 (pg 165)



■ Salem LLP96 (pg 167)



■ Newport LLP94 (pg 163)



■ Hudson LLP99 (pg 165)



■ Dover LLP93 (pg 167)

Series Three

1050mm x 250mm (41.3" x 9.85")



■ Cambridge LLP113 (pg 163)



■ Burlington LLP110 (pg 167)



■ Hartford LLP112 (pg 166)



■ Providence LLP108 (pg 163)



■ Stamford LLP109 (pg 164)



■ Boston LLP111 (pg 167)

Karndean LooseLay Stone

Thickness: 4.5mm
Wear layer: 0.55mm
Bevel: No

Series One


500mm x 610mm (19.7" x 24")



■ Indiana LLT202 (pg 170)



■ Colorado LLT201 (pg 171)



■ Arizona LLT200 (pg 173)



■ Madison LLT203 (pg 173)

Series Two


500mm x 610mm (19.7" x 24")



■ Georgia LLT206* (pg 171)



■ Texas LLT207* (pg 171)



■ Pennsylvania LLT204 (pg 173)



■ Nevada LLT205 (pg 172)

*Please note: as a feature of the design, these products incorporate a high colour variation between individual planks

Korlok Wood

Thickness: 6.5mm
Wear layer: 0.55mm
Bevel: Thread

1420mm x 225mm (56" x 9")



■ Texas White Ash RKP8105 (pg 181) **new**



■ Warm Ash RKP8103 (pg 183) **new**



■ Canadian Urban Oak RKP8116 (pg 181) **new**



■ Washed Swiss Pine RKP8113 (pg 182) **new**



■ Baltic Washed Oak RKP8101 (pg 180) **new**



■ Baltic Limed Oak RKP8111 (pg 182) **new**



■ Washed Grey Ash RKP8104 (pg 181) **new**



■ English Character Oak RKP8115 (pg 182) **new**



■ Smoked Butternut RKP8107 (pg 185) **new**



■ Antique French Oak RKP8110 (pg 185) **new**



■ Baltic Mistral Oak RKP8112 (pg 184) **new**



■ American Black Walnut RKP8106 (pg 185) **new**



Karndean Designflooring



Karndean Designflooring

Tel: 01386 820200

Email: info@karndean.co.uk

Keep up-to-date with us:



Follow us on Twitter @karndeanfloors



Like us on Facebook [karndeandesignflooring](https://www.facebook.com/karndeandesignflooring)



Follow our boards on Pinterest [karndeanfloors](https://www.pinterest.com/karndeanfloors)



For interior ideas follow us on Houzz [karndeandesignflooring](https://www.houzz.com/profile/karndeandesignflooring)



Follow us on Instagram [karndeandesignflooring](https://www.instagram.com/karndeandesignflooring)

